Human HLA-A*02:01&B2M&NY-ESO-1 (SLLMWITQC) Monomer Protein

Cat. No. MHC-HM405

Description

Source	Recombinant Human HLA-A*02:01&B2M&NY-ESO-1 (SLLMWITQC) Monomer Protein is expressed from HEK293 with His tag and Avi tag at the C-Terminus.
	It contains Gly25-Thr305(HLA-A*02:01), Ile21-Met119(B2M) and SLLMWITQC peptide.
Accession	A0A140T913(HLA-A*02:01)&P61769(B2M)&SLLMWITQC
Molecular Weight	The protein has a predicted MW of 50.5 kDa. Due to glycosylation, the protein migrates to 51-60 kDa based on Bis-Tris PAGE result.
Endotoxin	Less than 1EU per μg by the LAL method.
Purity	> 95% as determined by Bis-Tris PAGE
	> 95% as determined by HPLC

Formulation and Storage

Formulation	Lyophilized from 0.22μm filtered solution in PBS, 100mM L-arginine (pH 7.4). Normally 8% trehalose is added as protectant before lyophilization.
Reconstitution	Centrifuge the tube before opening. Reconstituting to a concentration more than 100 μg/ml is recommended. Dissolve the lyophilized protein in distilled water.
Storage	-20 to -80°C for 12 months as supplied from date of receipt.-80°C for 3 months after reconstitution.Recommend to aliquot the protein into smaller quantities for optimal storage. Please minimize freeze-thaw cycles.

Background

NY-ESO-1 or New York esophageal squamous cell carcinoma 1 is a well-known cancer-testis antigen (CTAs) with re-expression in numerous cancer types. Its ability to elicit spontaneous humoral and cellular immune responses, together with its restricted expression pattern, have rendered it a good candidate target for cancer immunotherapy.

Assay Data

Bis-Tris PAGE

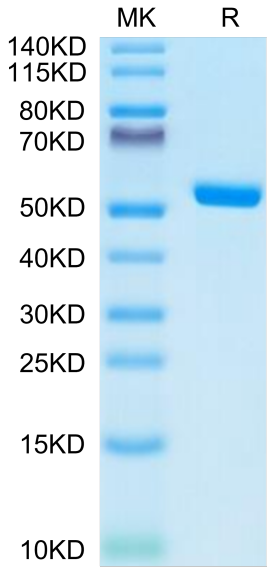

Human HLA-A*02:01&B2M&NY-ESO-1 (SLLMWITQC) Monomer on Bis-Tris PAGE under reduced condition. The purity is greater than 95%.

SEC-HPLC

Human HLA-A*02:01&B2M&NY-ESO-1 (SLLMWITQC) Monomer Protein

Cat. No. MHC-HM405

Assay Data

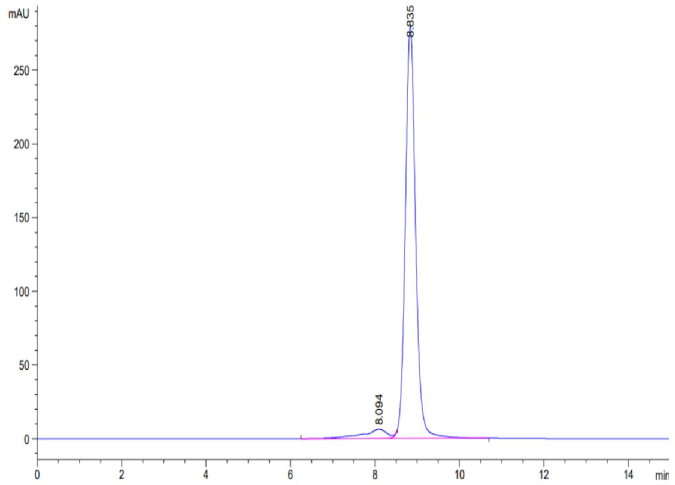

The purity of Human HLA-A*02:01&B2M&NY-ESO-1 (SLLMWITQC) Monomer was greater than 95% as determined by SEC-HPLC.

ELISA Data

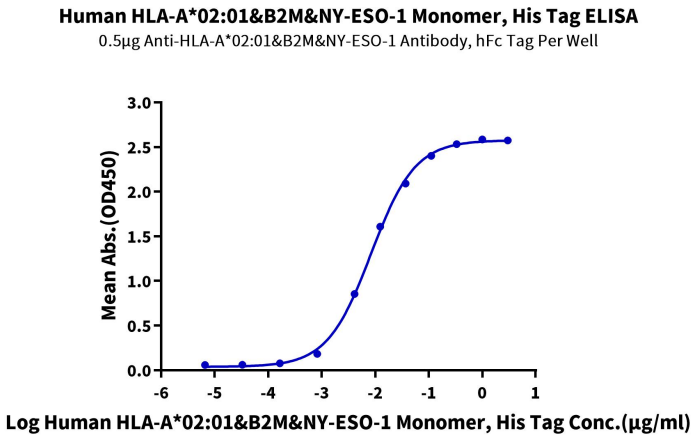

Immobilized Anti-HLA-A*02:01&B2M&NY-ESO-1 (SLLMWITQC) Antibody, hFc Tag at 5μg/ml (100μl/well) on the plate. Dose response curve for Human HLA-A*02:01&B2M&NY-ESO-1 (SLLMWITQC) Monomer, His Tag with the EC50 of 8.4ng/ml determined by ELISA (QC Test).

SPR Data

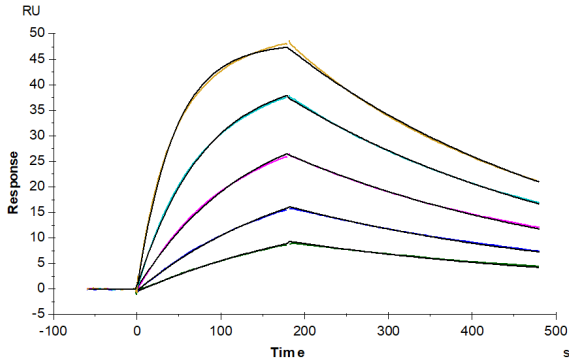

Anti-HLA-A*02:01&B2M&NY-ESO-1 (SLLMWITQC) Antibody, hFc Tag captured on CM5 Chip via Protein A can bind Human HLA-A*02:01&B2M&NY-ESO-1 (SLLMWITQC) Monomer, His Tag with an affinity constant of 13.43 nM as determined in SPR assay (Biacore T200).